

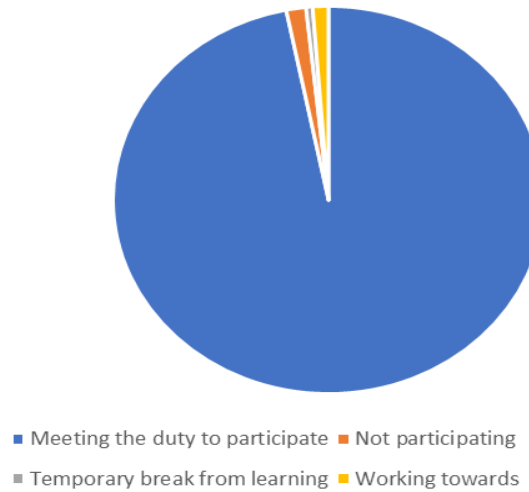
2023 Year 11 Activity Survey Analysis

Pool Hayes Academy

Meeting the duty to participate

	No. of clients	%
Meeting the duty to participate	182	98%
Not participating	0	1.50%
Temporary break from learning	1	0.50%
Working towards	0	
Total	183	100%

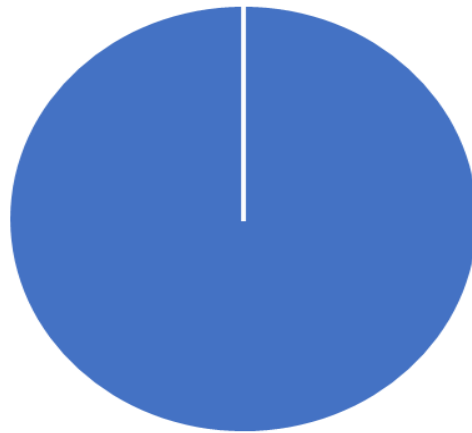
Meeting the duty to participate



NEET Outcomes

	No. of clients	%
EET	183	98.50%
NEET	0	1.50%
Not known	0	0
Total	183	100%

NEET Outcomes

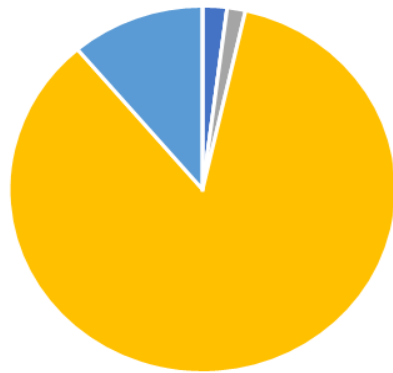


■ EET ■ NEET ■ Not known ■ ■ ■ ■ ■ ■

DfE Destination Groups

	No. of clients	%
Apprenticeship	4	0.50%
Current activity not established	0	0
Employment with training	3	0
Full time education	156	89.00%
Full time training	20	11%
Temporary break from learning	0	0.00%
Working towards participation	0	0
Total	183	100%

DfE Destination Groups



- Apprenticeship
- Full time education
- Working towards participation
- Current activity not established
- Full time training
- Employment with training
- Temporary break from learning

List of Destinations

	No. of clients	%
School sixth form	53	30%
Further education	123	66.50%
Apprenticeships	4	2%
Employment combined with part time training/accredited study	3	1.50%
Study programme	0	0
Re-engagement	0	0
Pregnancy	0	0
Year 11 leaver unknown	0	0
Total	183	100%

List of Destinations



