

Year 6 Transition - Virtual Parents Evening.



Why is the form tutor role important?


- **First point of contact for your son/daughter**
- Build a positive relationship with your son/daughter, supporting them academically and socially




What will they monitor and how will they encourage your child?

- Attendance and punctuality
- Daily progress, uniform and equipment checks.
- Academic progress, liaising with Head of Year.

-
- Pupil aspirations
 - Good attendance
 - Communicate with parents
 - Positive staff relationships
 - Positive behaviour
 - Extra-curricular Activities
 - House Events



School Day



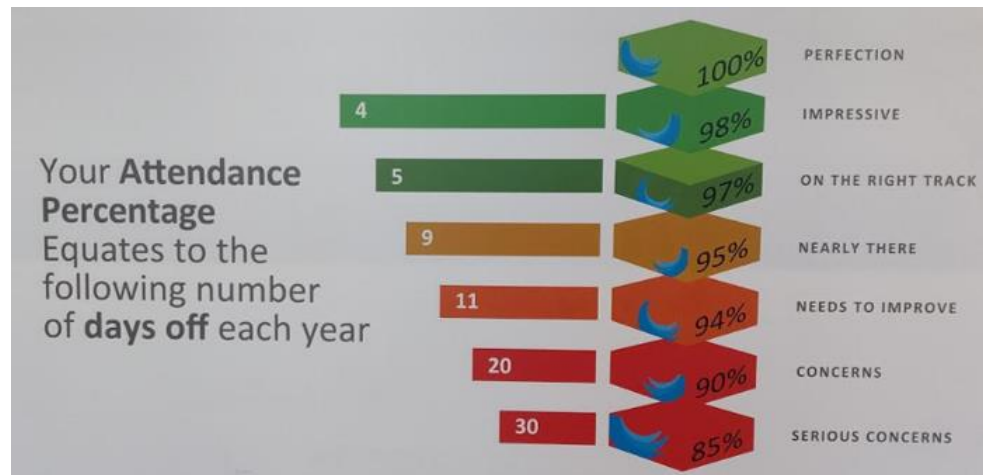
Tuesday, Wednesday and Thursday		Monday and Friday	
08.40	<i>Movement bell</i>	08.40	<i>Movement bell</i>
0845-0940	Lesson 1	0845-0940	Lesson 1
0940-1035	Lesson 2	0940-1035	Lesson 2
1035-1055	Break (<i>movement bell 10.50</i>)	1035-1055	Break (<i>movement bell 10.50</i>)
1055-1115	<i>Form Time</i>	1055-1115	<i>Form Time</i>
1115-1210	Lesson 3	1115-1210	Lesson 3
KS3 1210 – 1245 Lunch (<i>movement bell 1240</i>) 1245 – 1340 Lesson 4	KS4 & KS5 1210 -1305 Lesson 4 1305-1340 Lunch (<i>movement bell 1335</i>)	KS3 1210 – 1245 Lunch (<i>movement bell 1240</i>) 1245 – 1340 Lesson 4	KS4 & KS5 1210 -1305 Lesson 4 1305-1340 Lunch (<i>movement bell 1335</i>)
Lesson 5	1340 - 1435	Lesson 5 1340 – 1435	
Lesson 6	1435 - 1530		


Attendance



If you are not in school you are missing out!

- It is an expectation that all students achieve 95-100% attendance.
- If your child is ill please call and inform the school immediately.
- Please notify us by phone or in writing if your child has a medical appointment.. We ask that you try and avoid these during the school day, however, we appreciate this can sometimes be unavoidable.
- If your child's attendance falls below 95%, it will be monitored.
- Holidays in term time will not be authorised
- Students need to arrive at the academy before 8.40am to allow a prompt start to lessons at 8.45am.
- Students arriving late more than once in one week will make up learning time missed in a 30 minute detention that takes place on a Wednesday after school.





Students are expected to maintain a high standard of personal appearance. The following is our academy dress code:

- Black blazer with the school badge
- Pool Hayes Academy tie (House colour)
- Black pleated skirt (minimum knee length not tight fitting)
- Black full-length tailored trousers (trousers should not be tight, denim, combat, legging or cropped style)
- White polyester/cotton shirt/blouse (worn with academy tie) with top button done up. Tucked into waistband of trousers/skirt
- A plain black “V” necked jumper (optional) with no motif or visible branding.
- Head scarves/turbans (plain black)
- Black socks/black tights
- Smart, black, polished leather looking shoes without any embellishment or decoration.
- A school bag, large enough to fit in books and equipment your child needs for their academy day.



No ankles on show, leggings, skin tight material or jeans.

- Decorative adornments to uniform are not permitted
- Only a plain white t-shirt or vest should be worn underneath a blouse or a shirt
- Winter hats should not be worn inside the academy building
- Coats are not permitted to be worn inside the academy building
- Caps and hoodies are not allowed on academy premises
- Hair colour should be of a natural colour
- No tramlines/patterns in hair

Uniform



No skin tight material, body con or short skirts.

PE Kit

Girls:

- White Pool Hayes logo t- shirt
- Black Pool Hayes logo shorts
- White ankle socks
- Suitable athletic trainers
- Navy Blue / black round neck jumper (logo optional)

Boys:

- White Pool Hayes logo t- shirt
- Black Pool Hayes logo shorts
- White ankle socks
- Suitable athletic trainers
- Sky blue rugby shirt
- Sky blue Pool Hayes logo football socks
- Football boots

Uniform



No trainer style socks, sports socks or coloured socks

Pool Hayes has a strict uniform policy and all students are expected to adhere to it.

A copy of the uniform policy and further information can be found on the school website

www.clivemark.co.uk

www.crestedschoolwear.co.uk



Uniform - Ties

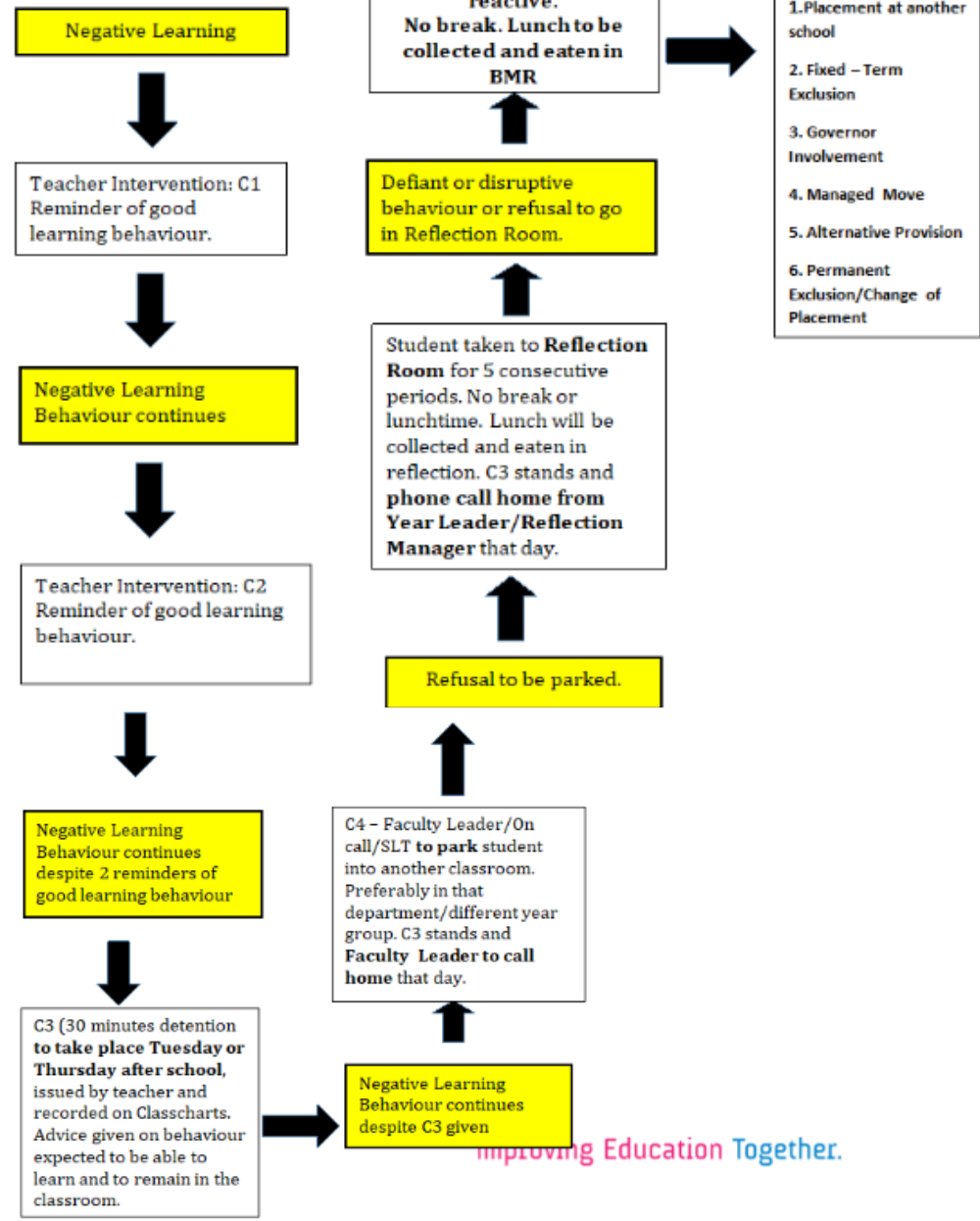
- Ties can be purchased from the Willenhall market stall – ensure you know the colour of your house/name before purchasing
- 40 ties have also been assigned to Crested.

Jewellery/Piercings



- No jewellery or piercings are allowed to be worn in school – if seen it will be confiscated and given to student support until the end of the day.
- A watch can be worn to help with punctuality (no smart watches that link to mobile phones.)

The Behaviour Policy



Detentions

30 minute detentions on Tuesday & Thursdays
afterschool.



Failure to attend

60 minute detention on Fridays (Mondays –
catch up)



Failure to attend

Reflection/BMR for 1 day & still complete their
detention after school



**Poor behaviour in
these.**

BMR/Parental meeting.

C1/C2 Behaviour – 3 Ds (Inside/Outside the classroom)

- Defiance
(not following instructions/adhering
to school rules)
- Disrespect (talking over you)
- Disruption (anything that stops T & L
in the classroom)

Immediate C3 (Inside/outside the classroom)

- Late to lesson (more than 5 minutes
late)
- Chewing gum
- Swearing
(not directed at learner/teacher)
- Littering
- Out of bounds
- Smoking/Vaping in or near academy
in uniform

Immediate Parking

- Verbal abuse at learner
- Breach of Health and Safety

Immediate Reflection Room (inside/outside the classroom)

- Aggressive behaviour
- Truancy
- Verbal abuse directed at a teacher



Class Charts



- Teachers will use class charts to record positive and negative behaviour.
- Parents/carers will be able to download this app so that they can monitor their child's behaviour.

The screenshot displays the ClassCharts website interface. At the top, there are logos for ClassCharts, Part of TES, and two 'belt' awards. Navigation links for 'FEATURES', 'LOGIN', and 'REQUEST YOUR DEMO' are visible. The main content area has a blue background with the text: 'Plan ahead: Seating Plans and effective behaviour management will help keep pupils and staff safe'. Below this, it says 'Save teachers time & reduce workload with our data rich seating plans. Improve pupil behaviour with our fast and effective behaviour management.' There are two buttons: 'I'M A SECONDARY SCHOOL' and 'I'M A PRIMARY SCHOOL'. The central focus is a laptop displaying a dashboard with student profiles (Daniella, Tom, Emma, Rujina, Lucy, Christian) and behavior charts. A mobile phone next to it shows 'ANNOUNCEMENTS' for 'Parents evening' and '100% Attendance'. At the bottom of the laptop screen, it says 'Outstanding classroom management'.

- There is more information on how to set up/use this on the school website under the Year 7 Transition tab.

Extra-curricular activities

- Sports
- Music Clubs
- Art Club
- Science Club
- Dance
- Drama
- Many, many more...



House competitions

- Sports Tournaments
- Masterchef
- Talent Show
- Christmas card competition
- Science Challenge
- Numeracy Competition - countdown
- Charity Fundraising




There will be other competitions put on throughout.

How can you earn points?


You can earn points for:

- Involvement in your House Charity
- Competing in house events
- Great work in lessons
- Being involved in community projects
- Excellent uniform
- Joining a team or club after school
- 100% attendance
- Full equipment

And much, much more!



Equipment



Equipment will be checked daily and should include:

- School Planner
 - Pen
 - Pencil
 - Rubber
 - Ruler
- (Pool Hayes are providing the new year 7's with a fully-equipped pencil case)
- Scientific Calculator (even if you do not have Maths that day)
 - You will need a big enough bag to fit all of these items in.



(All equipment can be purchased from school, however we recommend you have a supply of spares at home)

Academy Planner



The planner is an important part of the equipment. It will help your child take responsibility for their own learning.

It includes:

- Timetable
- Subject Support
- Progress Data
- Homework
- Term Dates



✓ Must be signed each week by parent/carer

Mobile Phones

- Students may bring mobile phones to school so long as they are switched off and kept in bags for the duration of the school day including lunch and break times
- Should a student break Pool Hayes Academy expectations and be found with a mobile phone switched on and/or out of their bag at any point in the school day the phone will be confiscated, the incident logged and a detention set.
- Parents will be contacted to collect the phone from the school.
- Students cannot collect their confiscated phone from the school unless on production of a written request by their parent



School Money System



- The school is now cashless.
- Therefore students will need to set up a school money account to pay for food/ trips etc.
- Information to support the set-up can be found on the Pool Hayes website – under the Year 7 Transition tab.



Homework



Homework is a vitally important part of school as it can enable the following:

- ✓ A clearer understanding
- ✓ Independent study time
- ✓ Develops research skills
- ✓ Provides parents with a way of helping and supporting achievement
- ✓ A talking point about school



ICT, Library, Homework clubs and Tutors are here to help, as are other pupils in your form.



Bullying



Bullying will not be tolerated at this school and is very rare. Any incidents will be dealt with promptly.

If your child has any concerns, they will need to speak to:

- Student Leaders
- Their form tutor
- Another member of staff
- A sibling
- A friend
- Parents/Carers



What to do before you start the academy in September?

- Get your school uniform and your equipment
- New school bag big enough to get all of your daily essentials in
- Practice getting up and ready for school
- Practice packing your bag the night before
- Do a trial run and time how long it takes you to get to school
- Make a list of all the clubs you want to attend at dinner and after school
- Understand how class charts and school money works.



- Keep checking the Pool Hayes website for further updated information that you may need.
- Email your child's form tutor if any of your contact details change over the summer holidays.



Also - send back the key documents you need to complete off the school website ASAP.

Thank You

WE LOOK FORWARD TO SEEING YOU!



C1

l.ryder@poolhayes.attrust.org.uk / g.degg@poolhayes.attrust.org.uk

C2

m.hulme@poolhayes.attrust.org.uk

H1

t.boswell@poolhayes.attrust.org.uk

H2

h.miller@poolhayes.attrust.org.uk

P1

a.kew@poolhayes.attrust.org.uk

P2

h.higgs@poolhayes.attrust.org.uk

V1

p.sanders@poolhayes.attrust.org.uk

V2

d.rayer@poolhayes.attrust.org.uk